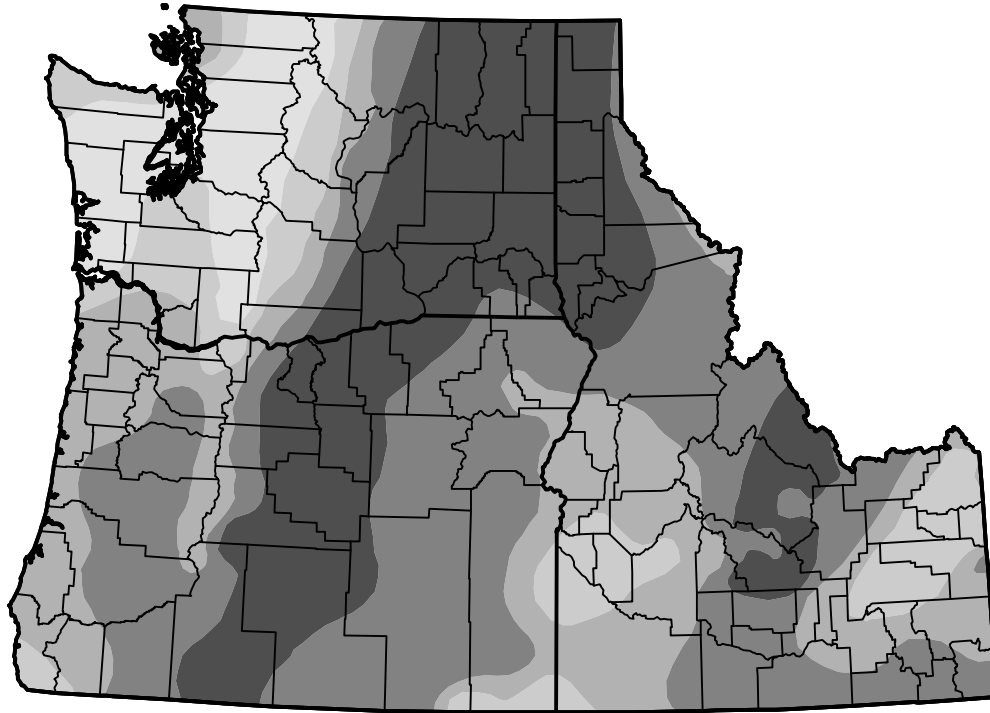


U.S. Drought Monitor

USDA Northwest Climate Hub

August 3, 2021
 (Released Thursday, Aug. 5, 2021)
 Valid 8 a.m. EDT



Drought Conditions (Percent Area)

	None	D0-D4	D1-D4	D2-D4	D3-D4	D4
Current	53.69	46.31	32.91	24.45	18.25	8.07
Last Week <i>07-27-2021</i>	50.51	49.49	31.70	24.24	17.95	7.18
3 Months Ago <i>05-04-2021</i>	57.88	42.12	18.86	10.14	3.13	0.42
Start of Calendar Year <i>12-29-2020</i>	73.72	26.28	13.40	9.17	3.53	0.00
Start of Water Year <i>09-29-2020</i>	61.33	38.67	15.70	9.48	4.51	0.00
One Year Ago <i>08-04-2020</i>	77.96	22.04	11.79	7.27	1.46	0.00

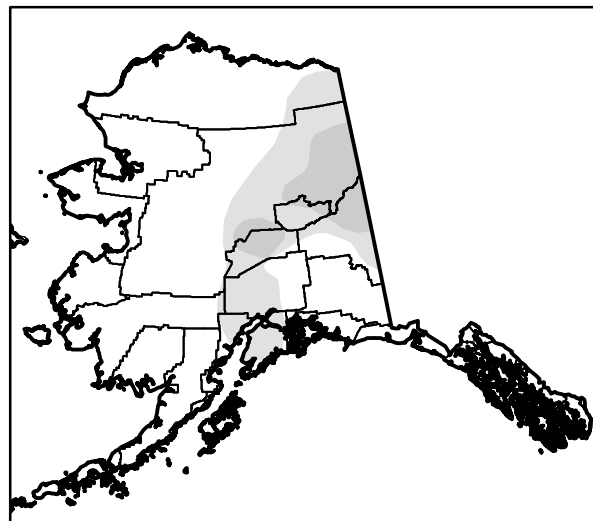

Intensity:



The Drought Monitor focuses on broad-scale conditions. Local conditions may vary. For more information on the Drought Monitor, go to <https://droughtmonitor.unl.edu/About.aspx>

Author:

Richard Tinker
 CPC/NOAA/NWS/NCEP



droughtmonitor.unl.edu