

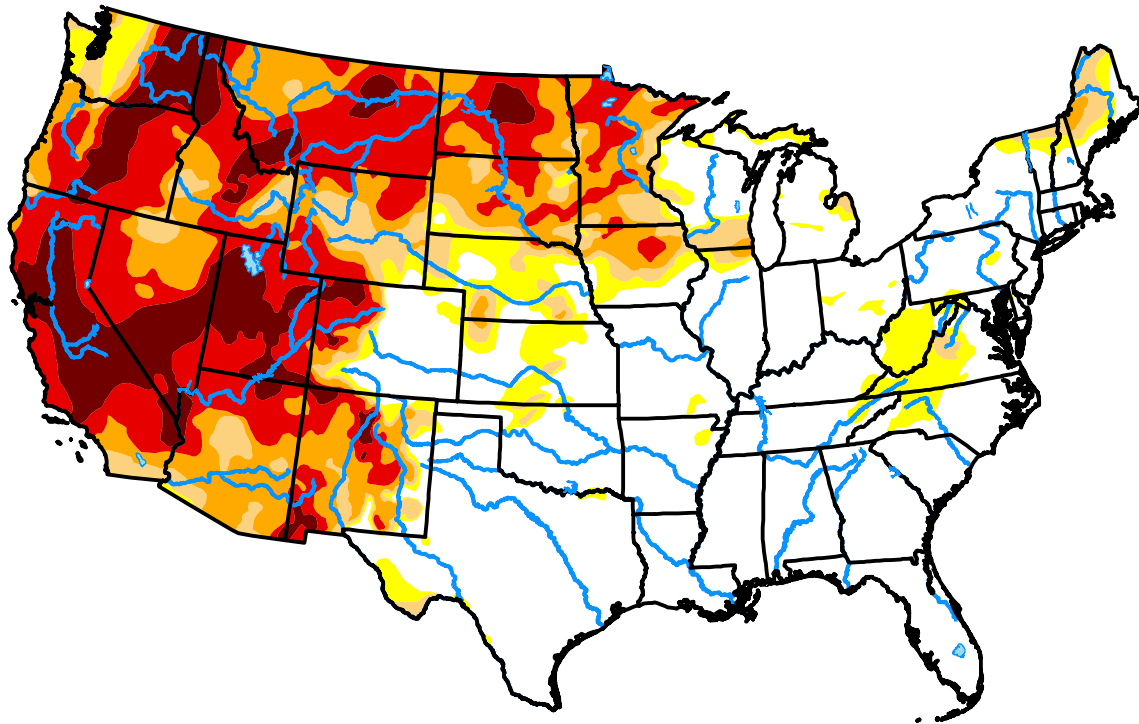
U.S. Drought Monitor

U.S. States and Puerto Rico

August 3, 2021
 (Released Thursday, Aug. 5, 2021)
 Valid 8 a.m. EDT

Drought Conditions (Percent Area)

	None	D0-D4	D1-D4	D2-D4	D3-D4	D4
Current	50.79	49.21	39.99	32.64	21.71	7.45
Last Week <i>07-27-2021</i>	50.57	49.43	39.74	32.11	21.29	7.39
3 Months Ago <i>05-04-2021</i>	41.59	58.41	38.91	26.93	18.84	7.56
Start of Calendar Year <i>12-29-2020</i>	43.05	56.95	40.97	28.61	18.56	8.26
Start of Water Year <i>09-29-2020</i>	44.50	55.50	35.78	22.89	12.23	1.00
One Year Ago <i>08-04-2020</i>	53.51	46.49	27.98	12.68	2.63	0.00




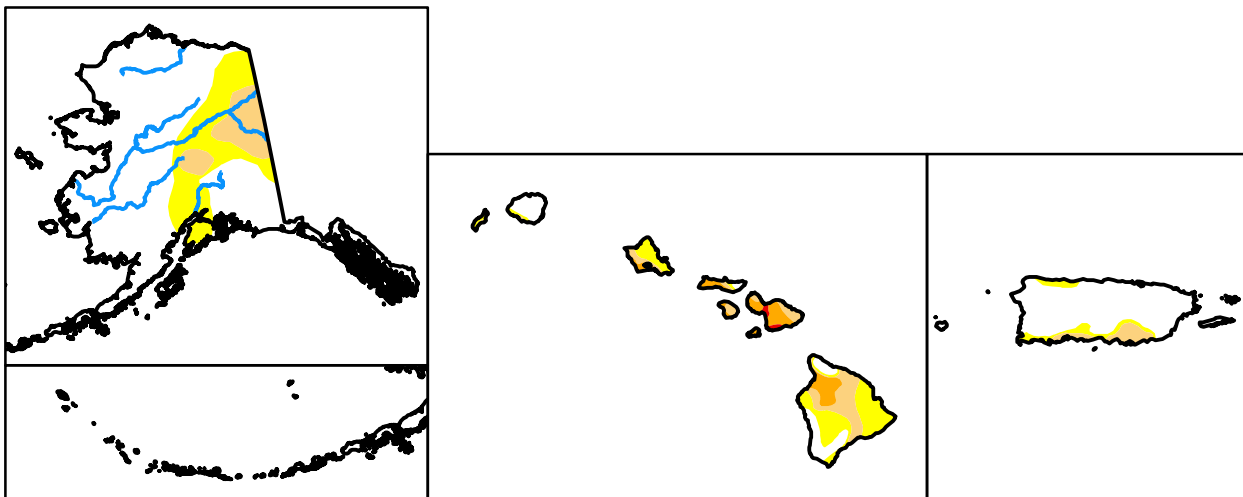
Intensity:



The Drought Monitor focuses on broad-scale conditions. Local conditions may vary. For more information on the Drought Monitor, go to <https://droughtmonitor.unl.edu/About.aspx>

Author:

Richard Tinker
 CPC/NOAA/NWS/NCEP



droughtmonitor.unl.edu