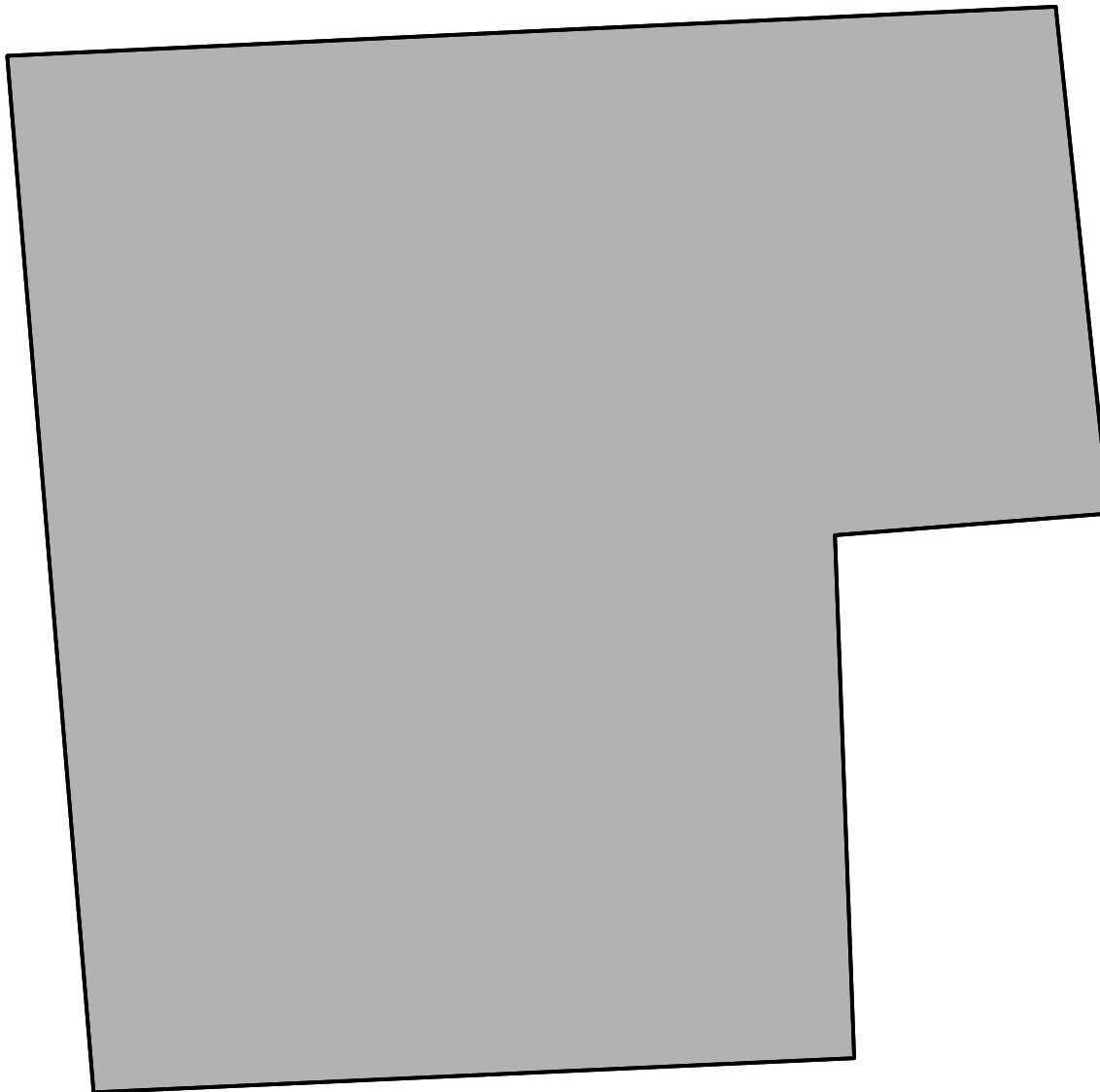


# U.S. Drought Monitor

## Augustine Reservation









**August 3, 2021**  
 (Released Thursday, Aug. 5, 2021)  
 Valid 8 a.m. EDT

### Drought Conditions (Percent Area)

	None	D0	D1	D2	D3	D4
<b>Current</b>	0.00	0.00	0.00	100.00	0.00	0.00
<b>Last Week</b> <i>07-27-2021</i>	0.00	0.00	0.00	100.00	0.00	0.00
<b>3 Months Ago</b> <i>05-04-2021</i>	0.00	0.00	0.00	0.00	100.00	0.00
<b>Start of Calendar Year</b> <i>12-29-2020</i>	0.00	0.00	2.56	97.44	0.00	0.00
<b>Start of Water Year</b> <i>09-29-2020</i>	0.00	0.00	100.00	0.00	0.00	0.00
<b>One Year Ago</b> <i>08-04-2020</i>	100.00	0.00	0.00	0.00	0.00	0.00

### Intensity:

 None	 D2 Severe Drought
 D0 Abnormally Dry	 D3 Extreme Drought
 D1 Moderate Drought	 D4 Exceptional Drought

The Drought Monitor focuses on broad-scale conditions. Local conditions may vary. For more information on the Drought Monitor, go to <https://droughtmonitor.unl.edu/About.aspx>

### Author:

Richard Tinker  
 CPC/NOAA/NWS/NCEP



[droughtmonitor.unl.edu](https://droughtmonitor.unl.edu)