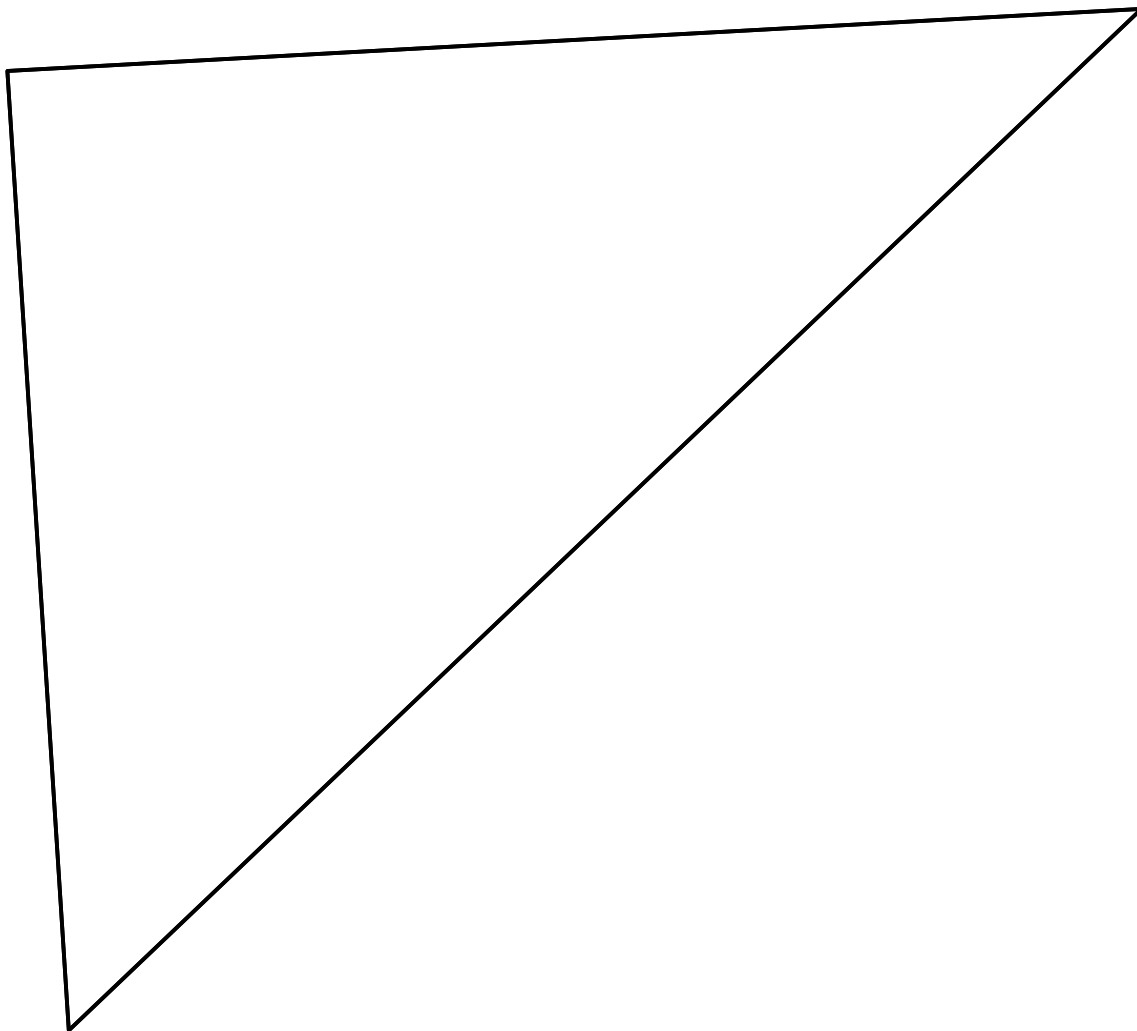


U.S. Drought Monitor Tampa Reservation






August 3, 2021
(Released Thursday, Aug. 5, 2021)
Valid 8 a.m. EDT

Drought Conditions (Percent Area)

	None	D0-D4	D1-D4	D2-D4	D3-D4	D4
Current	100.00	0.00	0.00	0.00	0.00	0.00
Last Week <i>07-27-2021</i>	100.00	0.00	0.00	0.00	0.00	0.00
3 Months Ago <i>05-04-2021</i>	100.00	0.00	0.00	0.00	0.00	0.00
Start of Calendar Year <i>12-29-2020</i>	100.00	0.00	0.00	0.00	0.00	0.00
Start of Water Year <i>09-29-2020</i>	100.00	0.00	0.00	0.00	0.00	0.00
One Year Ago <i>08-04-2020</i>	0.00	100.00	0.00	0.00	0.00	0.00

Intensity:

 None	 D2 Severe Drought
 D0 Abnormally Dry	 D3 Extreme Drought
 D1 Moderate Drought	 D4 Exceptional Drought

The Drought Monitor focuses on broad-scale conditions. Local conditions may vary. For more information on the Drought Monitor, go to <https://droughtmonitor.unl.edu/About.aspx>

Author:

Richard Tinker
CPC/NOAA/NWS/NCEP



droughtmonitor.unl.edu