

U.S. Drought Monitor





Rumsey Indian Rancheria

October 5, 2021
 (Released Thursday, Oct. 7, 2021)
 Valid 8 a.m. EDT

Drought Conditions (Percent Area)

	None	D0	D1	D2	D3	D4
Current	0.00	0.00	0.00	0.00	0.00	100.00
Last Week <i>09-28-2021</i>	0.00	0.00	0.00	0.00	0.00	100.00
3 Months Ago <i>07-06-2021</i>	0.00	0.00	0.00	0.00	0.00	100.00
Start of Calendar Year <i>12-29-2020</i>	0.00	0.00	0.00	0.00	100.00	0.00
Start of Water Year <i>09-28-2021</i>	0.00	0.00	0.00	0.00	0.00	100.00
One Year Ago <i>10-06-2020</i>	0.00	0.00	0.00	0.00	100.00	0.00

Intensity:

 None	 D2 Severe Drought
 D0 Abnormally Dry	 D3 Extreme Drought
 D1 Moderate Drought	 D4 Exceptional Drought

The Drought Monitor focuses on broad-scale conditions. Local conditions may vary. For more information on the Drought Monitor, go to <https://droughtmonitor.unl.edu/About.aspx>

Author:

Brian Fuchs
 National Drought Mitigation Center



droughtmonitor.unl.edu