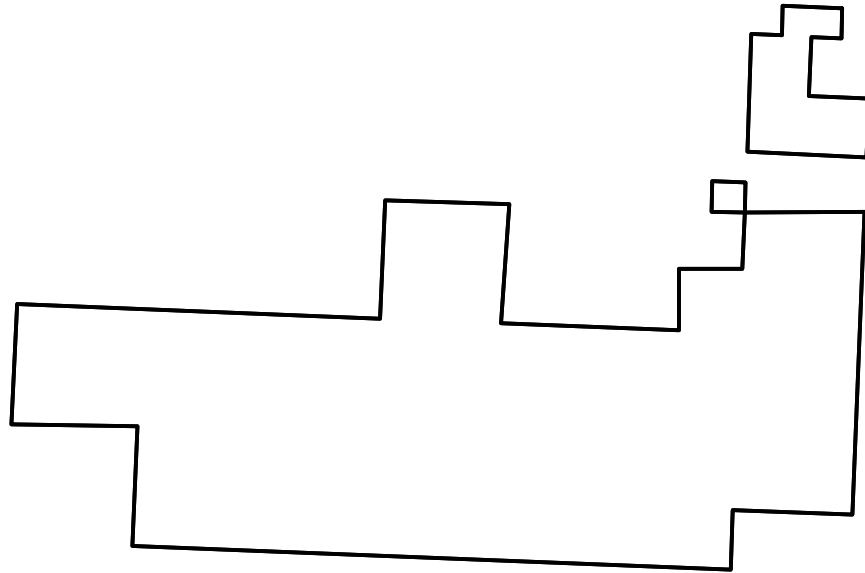


U.S. Drought Monitor

Grand Ronde Community









August 23, 2022
 (Released Thursday, Aug. 25, 2022)
 Valid 8 a.m. EDT

Drought Conditions (Percent Area)

	None	D0	D1	D2	D3	D4
Current	100.00	0.00	0.00	0.00	0.00	0.00
Last Week <i>08-16-2022</i>	100.00	0.00	0.00	0.00	0.00	0.00
3 Months Ago <i>05-24-2022</i>	100.00	0.00	0.00	0.00	0.00	0.00
Start of Calendar Year <i>01-04-2022</i>	97.07	2.93	0.00	0.00	0.00	0.00
Start of Water Year <i>09-28-2021</i>	0.00	0.00	0.00	100.00	0.00	0.00
One Year Ago <i>08-24-2021</i>	0.00	0.00	0.00	100.00	0.00	0.00


Intensity:

 None	 D2 Severe Drought
 D0 Abnormally Dry	 D3 Extreme Drought
 D1 Moderate Drought	 D4 Exceptional Drought

The Drought Monitor focuses on broad-scale conditions. Local conditions may vary. For more information on the Drought Monitor, go to <https://droughtmonitor.unl.edu/About.aspx>

Author:

Deborah Bathke
 National Drought Mitigation Center



droughtmonitor.unl.edu