




U.S. Drought Monitor

Woodfords Community


August 23, 2022
 (Released Thursday, Aug. 25, 2022)
 Valid 8 a.m. EDT

Drought Conditions (Percent Area)

	None	D0-D4	D1-D4	D2-D4	D3-D4	D4
Current	0.00	100.00	100.00	100.00	0.00	0.00
Last Week <i>08-16-2022</i>	0.00	100.00	100.00	100.00	0.00	0.00
3 Months Ago <i>05-24-2022</i>	0.00	100.00	100.00	100.00	0.00	0.00
Start of Calendar Year <i>01-04-2022</i>	0.00	100.00	100.00	100.00	0.00	0.00
Start of Water Year <i>09-28-2021</i>	0.00	100.00	100.00	100.00	100.00	0.00
One Year Ago <i>08-24-2021</i>	0.00	100.00	100.00	100.00	100.00	0.00



Intensity:

-  None
-  D0 Abnormally Dry
-  D1 Moderate Drought
-  D2 Severe Drought
-  D3 Extreme Drought
-  D4 Exceptional Drought

The Drought Monitor focuses on broad-scale conditions. Local conditions may vary. For more information on the Drought Monitor, go to <https://droughtmonitor.unl.edu/About.aspx>

Author:

Deborah Bathke
 National Drought Mitigation Center

