

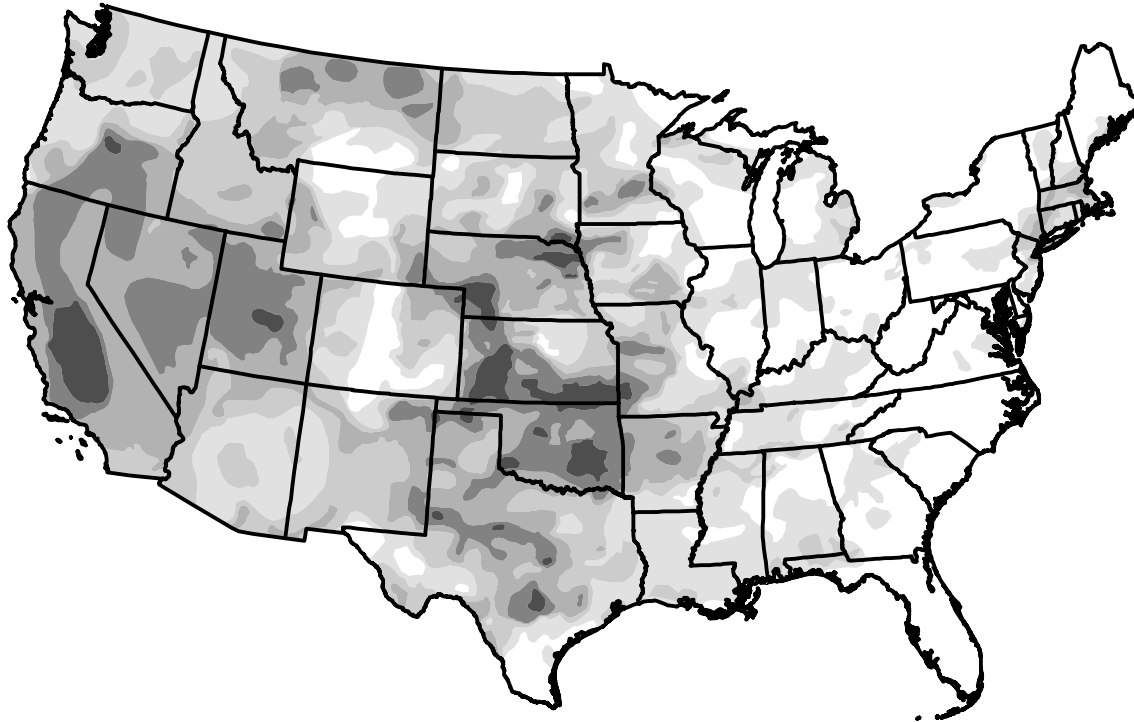
U.S. Drought Monitor

U.S. States and Puerto Rico

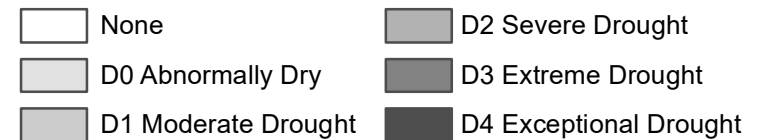
October 4, 2022
 (Released Thursday, Oct. 6, 2022)
 Valid 8 a.m. EDT

Drought Conditions (Percent Area)

	None	D0	D1	D2	D3	D4
Current	35.17	20.79	16.89	15.70	9.21	2.24
Last Week <i>09-27-2022</i>	36.92	20.43	17.29	14.91	8.31	2.14
3 Months Ago <i>07-05-2022</i>	33.92	21.78	16.73	12.83	11.52	3.22
Start of Calendar Year <i>01-04-2022</i>	39.91	14.27	16.47	19.02	9.03	1.30
Start of Water Year <i>09-27-2022</i>	36.92	20.43	17.29	14.91	8.31	2.14
One Year Ago <i>10-05-2021</i>	47.75	12.53	9.22	11.20	13.39	5.91



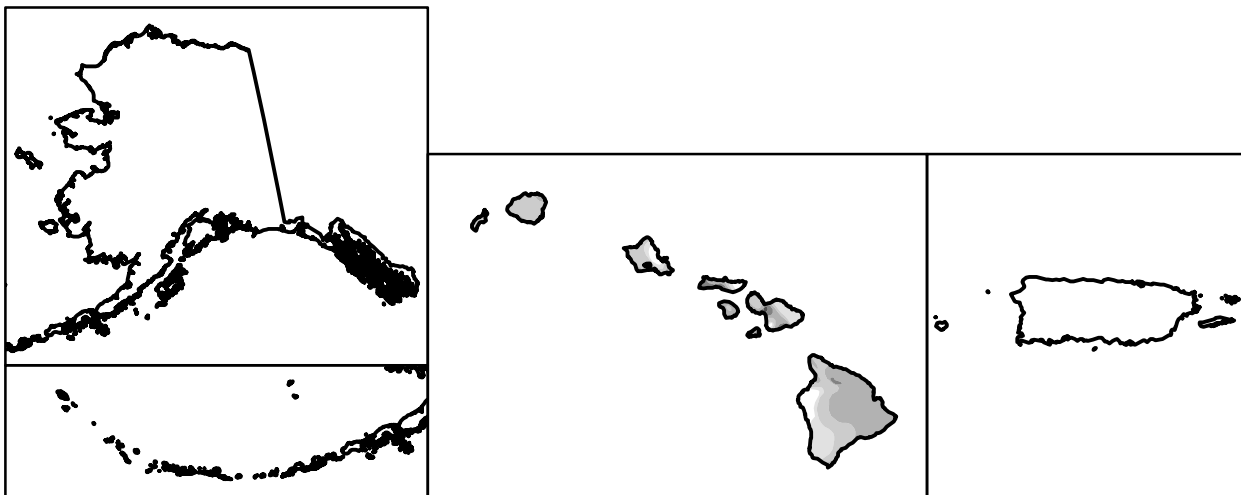
Intensity:



The Drought Monitor focuses on broad-scale conditions. Local conditions may vary. For more information on the Drought Monitor, go to <https://droughtmonitor.unl.edu/About.aspx>

Author:

Brad Pugh
 CPC/NOAA



droughtmonitor.unl.edu