

U.S. Drought Monitor




Ute Mountain Reservation

October 4, 2022
 (Released Thursday, Oct. 6, 2022)
 Valid 8 a.m. EDT

Drought Conditions (Percent Area)

	None	D0	D1	D2	D3	D4
Current	0.00	0.00	81.72	18.28	0.00	0.00
Last Week <i>09-27-2022</i>	0.00	0.00	80.41	19.59	0.00	0.00
3 Months Ago <i>07-05-2022</i>	0.00	0.00	0.00	20.04	79.96	0.00
Start of Calendar Year <i>01-04-2022</i>	0.00	0.00	4.29	37.12	58.59	0.00
Start of Water Year <i>09-27-2022</i>	0.00	0.00	80.41	19.59	0.00	0.00
One Year Ago <i>10-05-2021</i>	0.00	0.00	0.00	6.71	93.29	0.00

Intensity:

	None		D2 Severe Drought
	D0 Abnormally Dry		D3 Extreme Drought
	D1 Moderate Drought		D4 Exceptional Drought

The Drought Monitor focuses on broad-scale conditions. Local conditions may vary. For more information on the Drought Monitor, go to <https://droughtmonitor.unl.edu/About.aspx>

Author:

Brad Pugh
 CPC/NOAA



droughtmonitor.unl.edu

